



stats sa

Department:
Statistics South Africa
REPUBLIC OF SOUTH AFRICA



Construction industry, 2024

An overview of the results

Joe de Beer
DDG: Economic statistics

Embargo: 9 July 2026, 10h00

Image: Modified from a photograph taken by Ümit Yıldırım, from unsplash.com

 statssa.gov.za  x.com/StatsSA  facebook.com/StatsSA



stats sa

Department:
Statistics South Africa
REPUBLIC OF SOUTH AFRICA

IMPROVING LIVES THROUGH DATA ECOSYSTEMS



The survey

When was it conducted?

- Questionnaires were completed for the financial year ended on any date between 1 July 2023 and 30 June 2024
- Employment figures are for 30 June 2024
- The survey was also conducted in 2004, 2007, 2011, 2014, 2017 and 2020

What did it measure?

- Finances (including capital expenditure)
- Details of employment
- Details of purchases and services rendered
- Client base
- Provincial distribution of employment, salaries and wages, and services rendered
- ICT usage



stats sa

Department:
Statistics South Africa
REPUBLIC OF SOUTH AFRICA

IMPROVING LIVES THROUGH DATA ECOSYSTEMS



Why was it conducted?

- **General objective:** To collect detailed financial information and provincial estimates of key variables that are essential for planning and policy formulation
- **For external users of Stats SA data:** To generate information on the size, structure and nature of the industry
- **For internal use:** Mainly used for benchmarking the gross domestic product (GDP) and its components



The survey

Who was included?

Enterprises registered for value-added tax (VAT) that were engaged in the following activities:

- Site preparation
- Construction of buildings
- Construction of civil engineering structures
- Construction of other structures
- Construction by specialist trade contractors
- Plumbing
- Electrical contractors
- Shopfitting
- Other building installation
- Painting and decorating
- Other building completion
- Renting of construction or demolition equipment with operators



stats sa

Department:
Statistics South Africa
REPUBLIC OF SOUTH AFRICA

IMPROVING LIVES THROUGH DATA ECOSYSTEMS



Exploring the results

1. Economic importance
2. Income
3. Expenditure
4. Employment
5. Services rendered & purchases
6. Provincial estimates

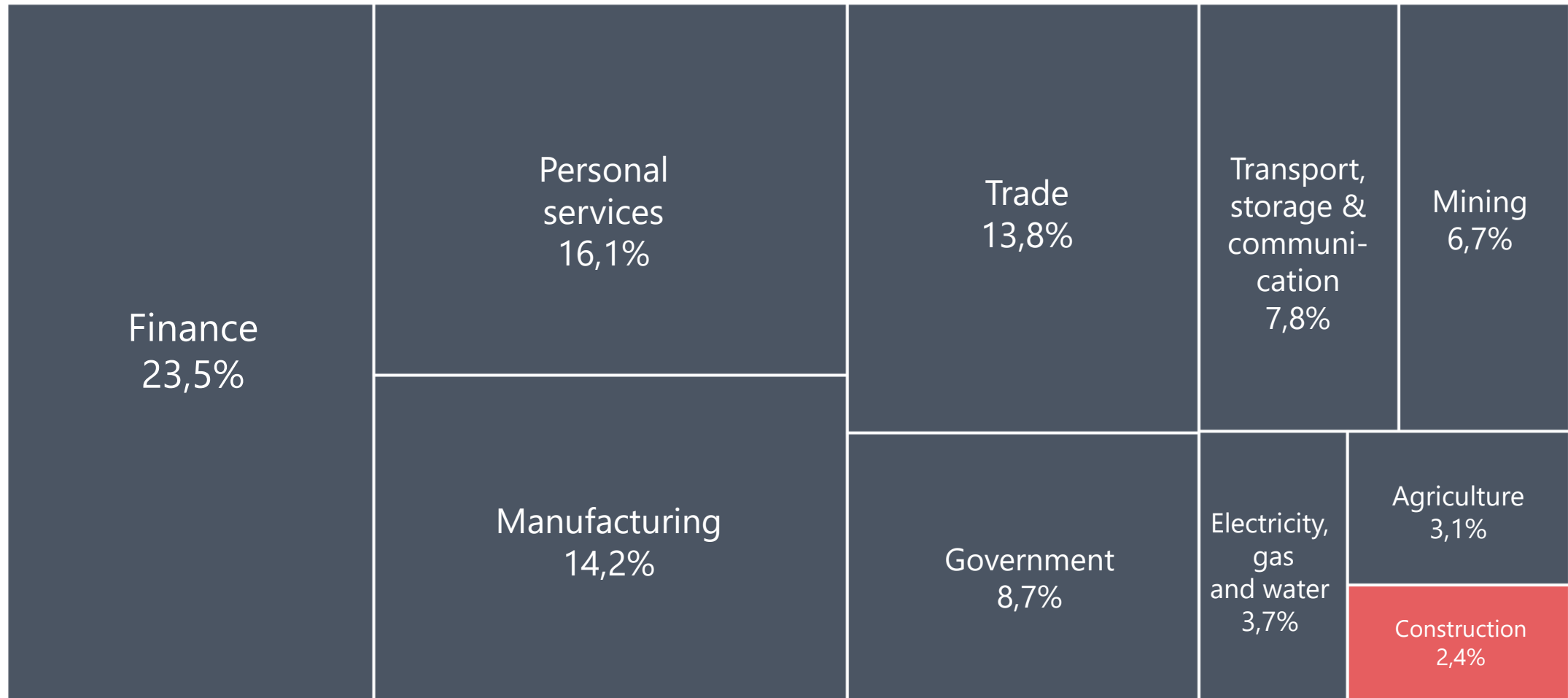


1. Economic importance



The construction industry accounted for **2,4%** of economic activity

Percentage contribution to value added in 2024 (Total: R6,6 trillion)



In current prices Source: *Gross domestic product, quarter ended December 2025*



stats sa

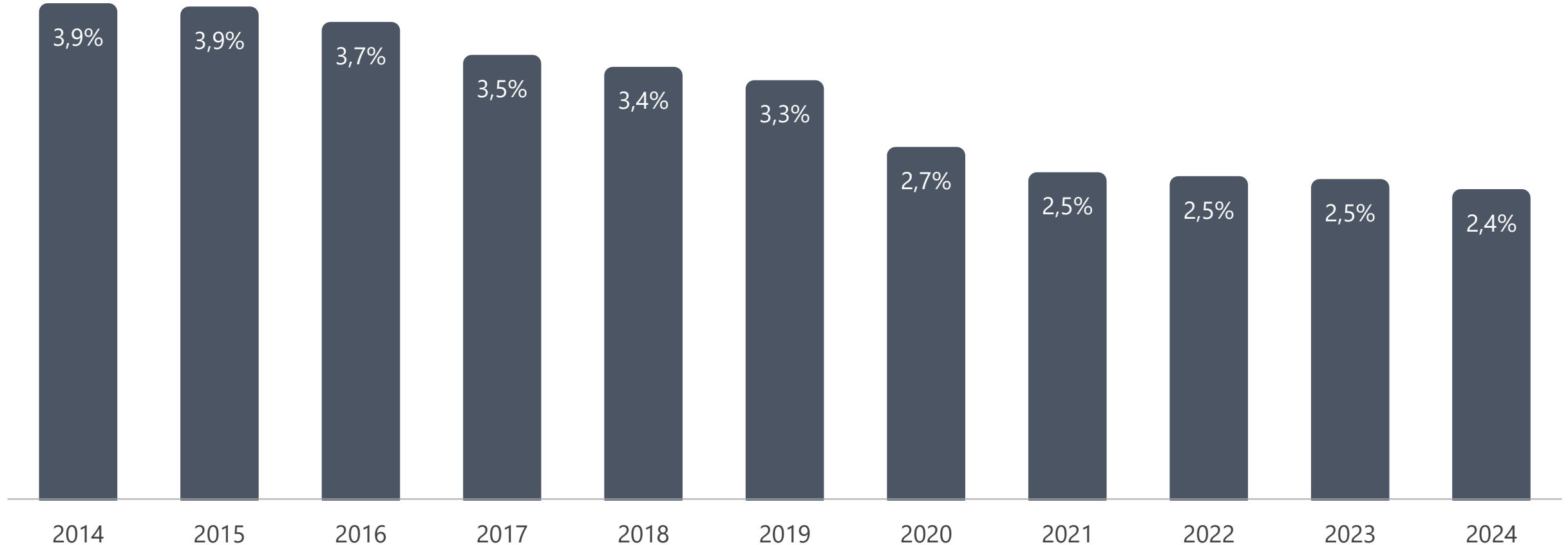
Department:
Statistics South Africa
REPUBLIC OF SOUTH AFRICA

IMPROVING LIVES THROUGH DATA ECOSYSTEMS



The industry's contribution to economic activity has declined

Percentage share of total value added



In current prices Source: *Gross domestic product, quarter ended December 2025*



stats sa

Department:
Statistics South Africa
REPUBLIC OF SOUTH AFRICA

IMPROVING LIVES THROUGH DATA ECOSYSTEMS



2. Income



stats sa

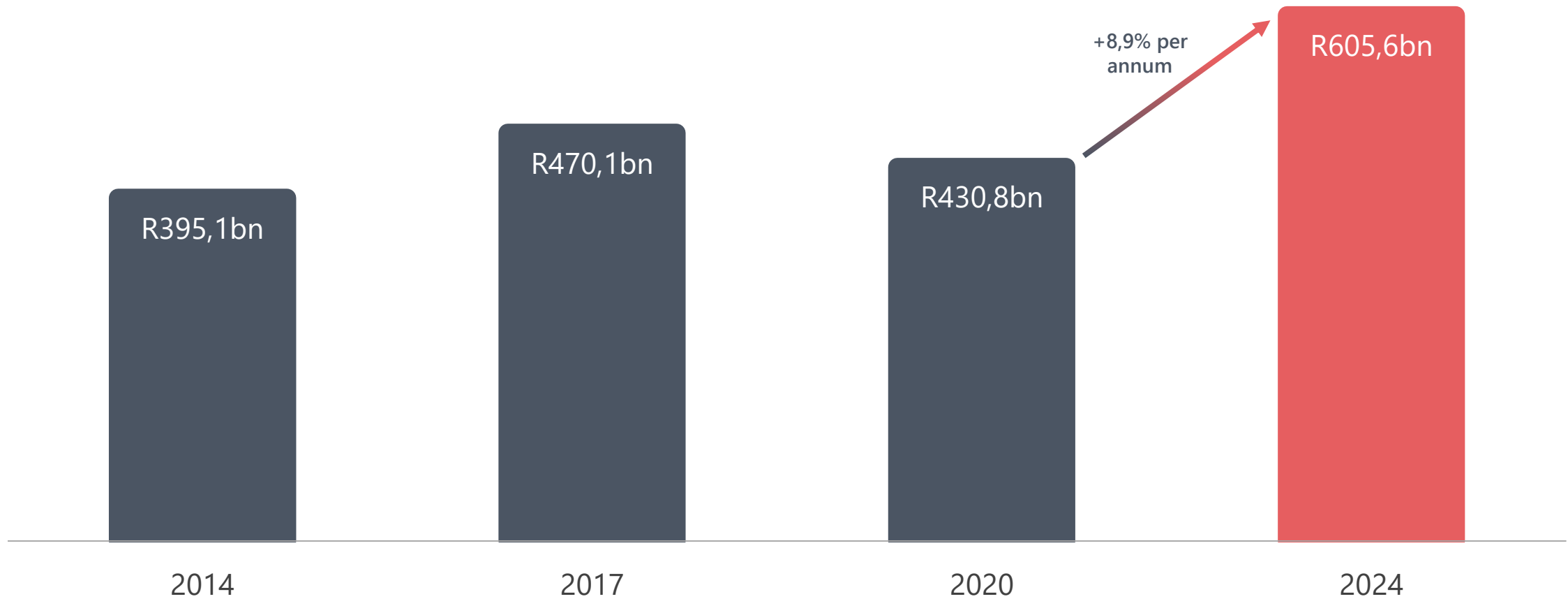
Department:
Statistics South Africa
REPUBLIC OF SOUTH AFRICA

IMPROVING LIVES THROUGH DATA ECOSYSTEMS



In 2024, the industry generated **R605,6 billion** in income

Income in the construction industry



Source: Table A



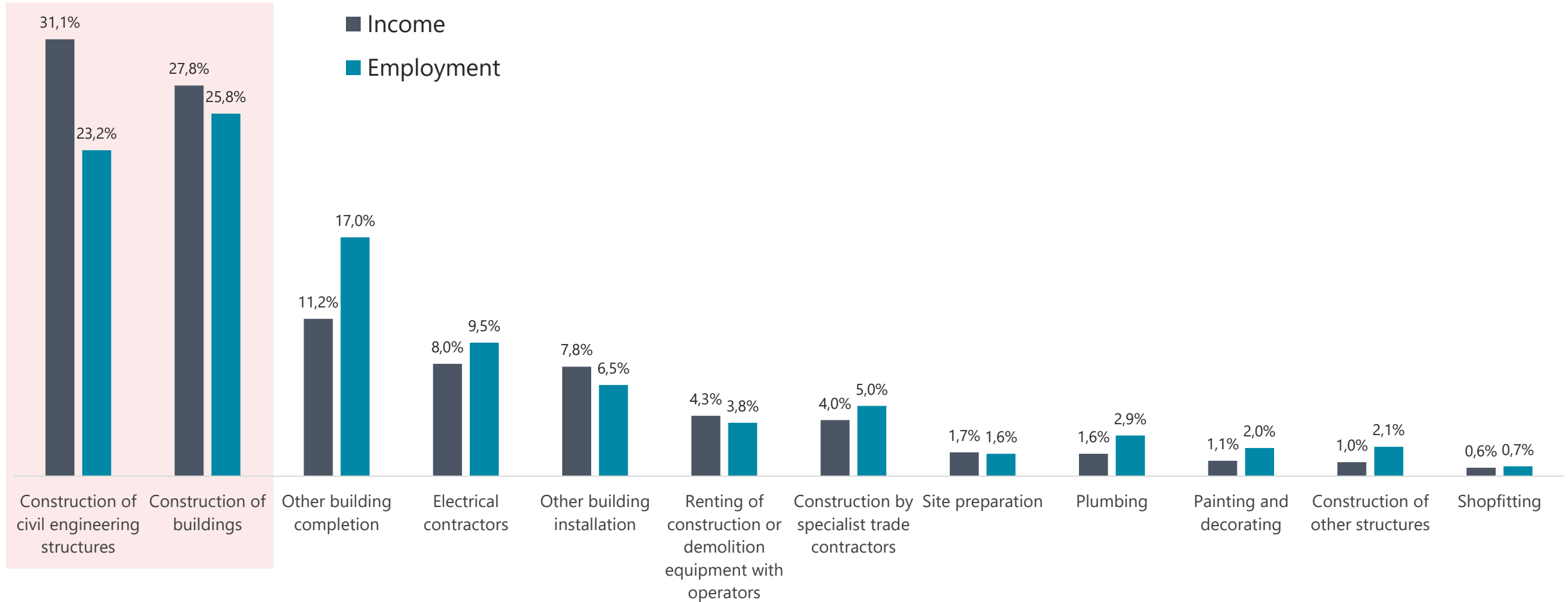
stats sa
Department:
Statistics South Africa
REPUBLIC OF SOUTH AFRICA

IMPROVING LIVES THROUGH DATA ECOSYSTEMS



The combined construction of 'civil engineering structures' and 'buildings' dominate income (58,9%) and employment (49,0%)

Percentage breakdown of income and employment by type of activity in the construction industry, 2024



Source: Table A and Table D

The top 100 enterprises contributed **26,7%** to total income in 2024, a decline from 27,7% in 2020

Concentration ratios for total income in the construction industry

Concentration ratio	2014	2017	2020	2024
	%			
CR5	13,2	9,8	6,5	7,5
CR10	19,4	14,6	9,3	9,8
CR20	25,2	19,3	13,5	13,0
CR50	32,8	27,1	20,8	19,9
CR100	40,0	34,4	27,7	26,7

Source: Table B



3. Expenditure



stats sa

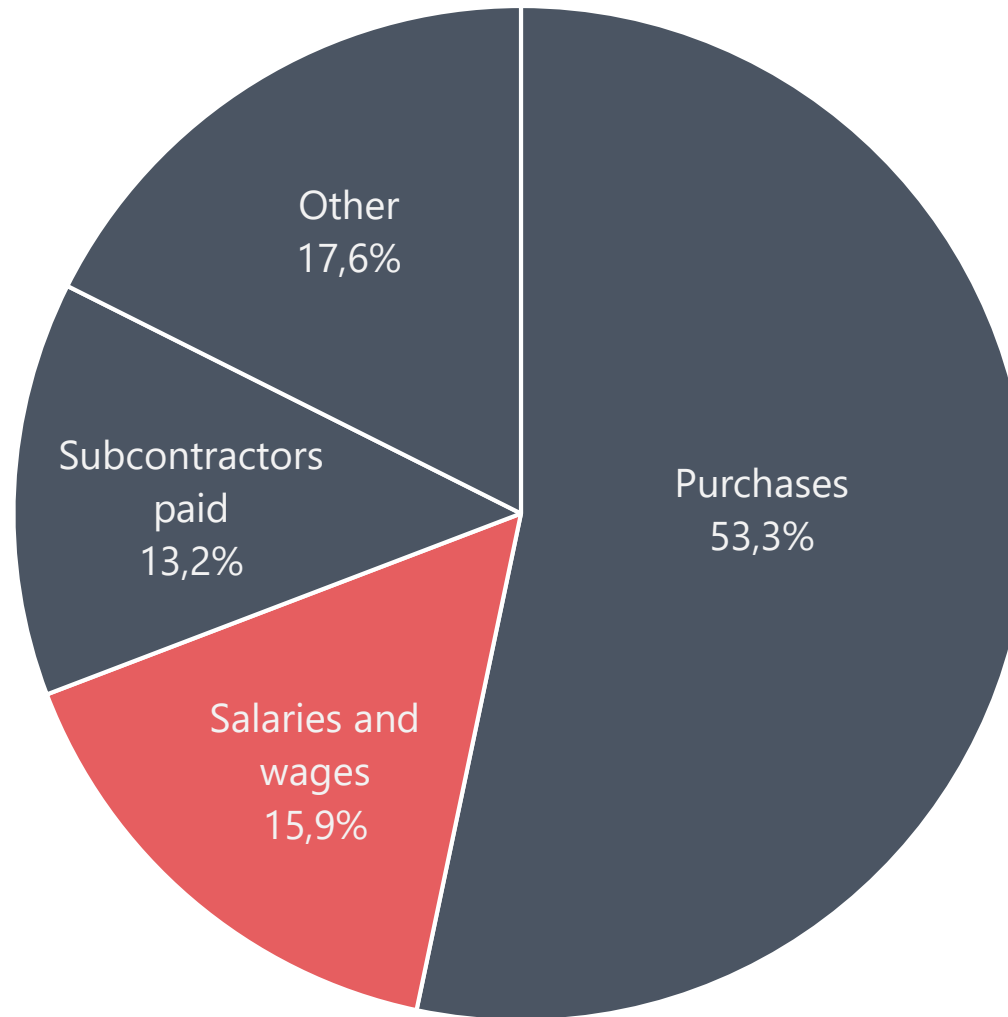
Department:
Statistics South Africa
REPUBLIC OF SOUTH AFRICA

IMPROVING LIVES THROUGH DATA ECOSYSTEMS



Salaries and wages accounted for **15,9%** of total expenditure in 2024

Total expenditure:
R579,1 billion



Source: Table 8



stats sa

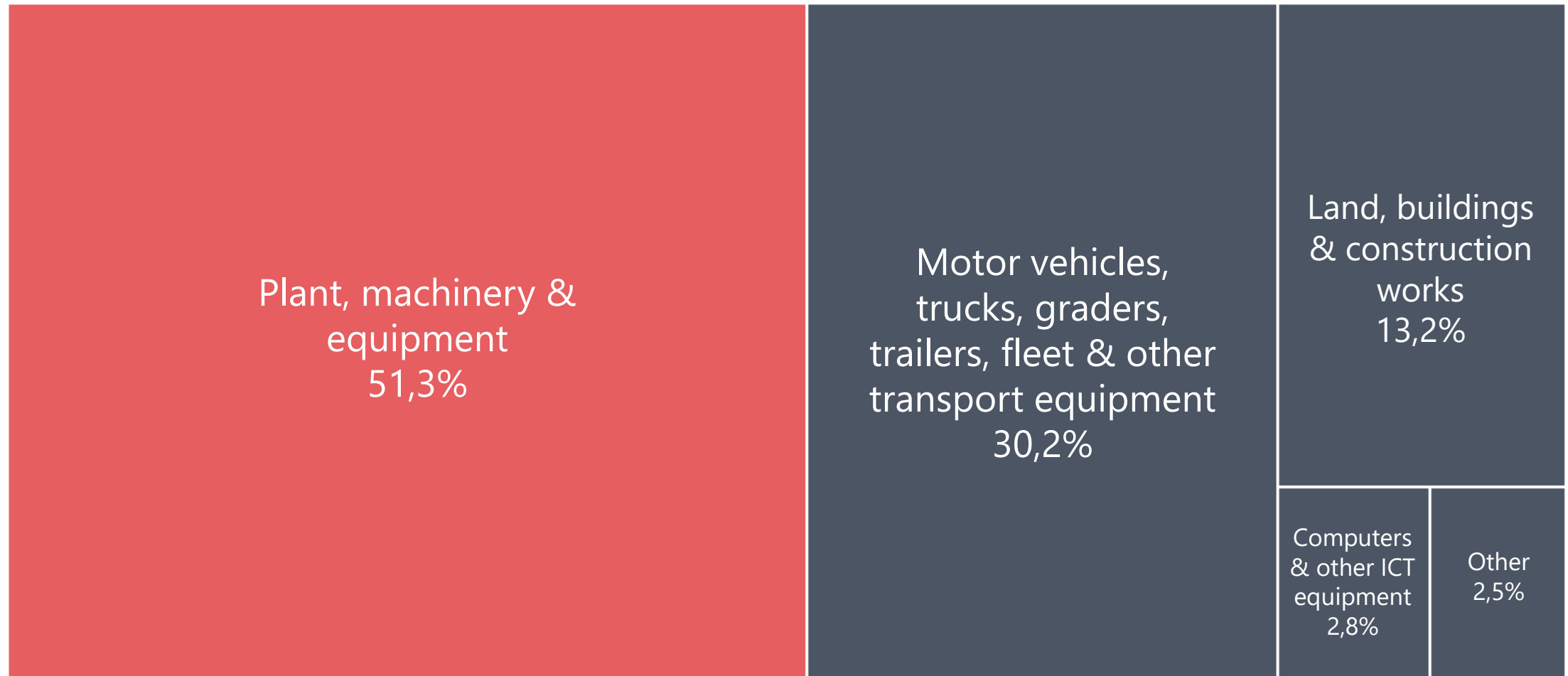
Department:
Statistics South Africa
REPUBLIC OF SOUTH AFRICA

IMPROVING LIVES THROUGH DATA ECOSYSTEMS



Plant, machinery & equipment accounted for **51,3%** of capital expenditure in 2024

Total capital expenditure: R21,4 billion



Source: Table 10



stats sa

Department:
Statistics South Africa
REPUBLIC OF SOUTH AFRICA

IMPROVING LIVES THROUGH DATA ECOSYSTEMS

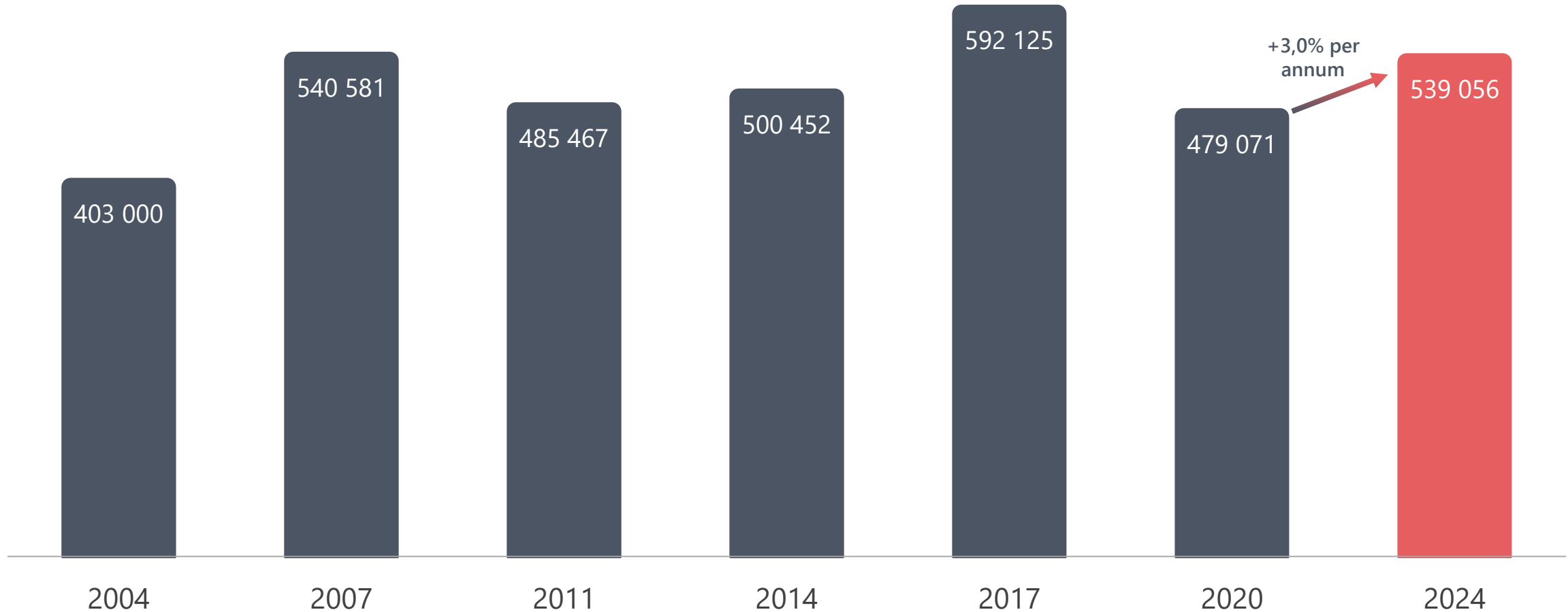


4. Employment



The number of employed increased by **59 985** between 2020 and 2024. The total in 2024 is still lower than in 2017

The number of employed in the construction industry over time

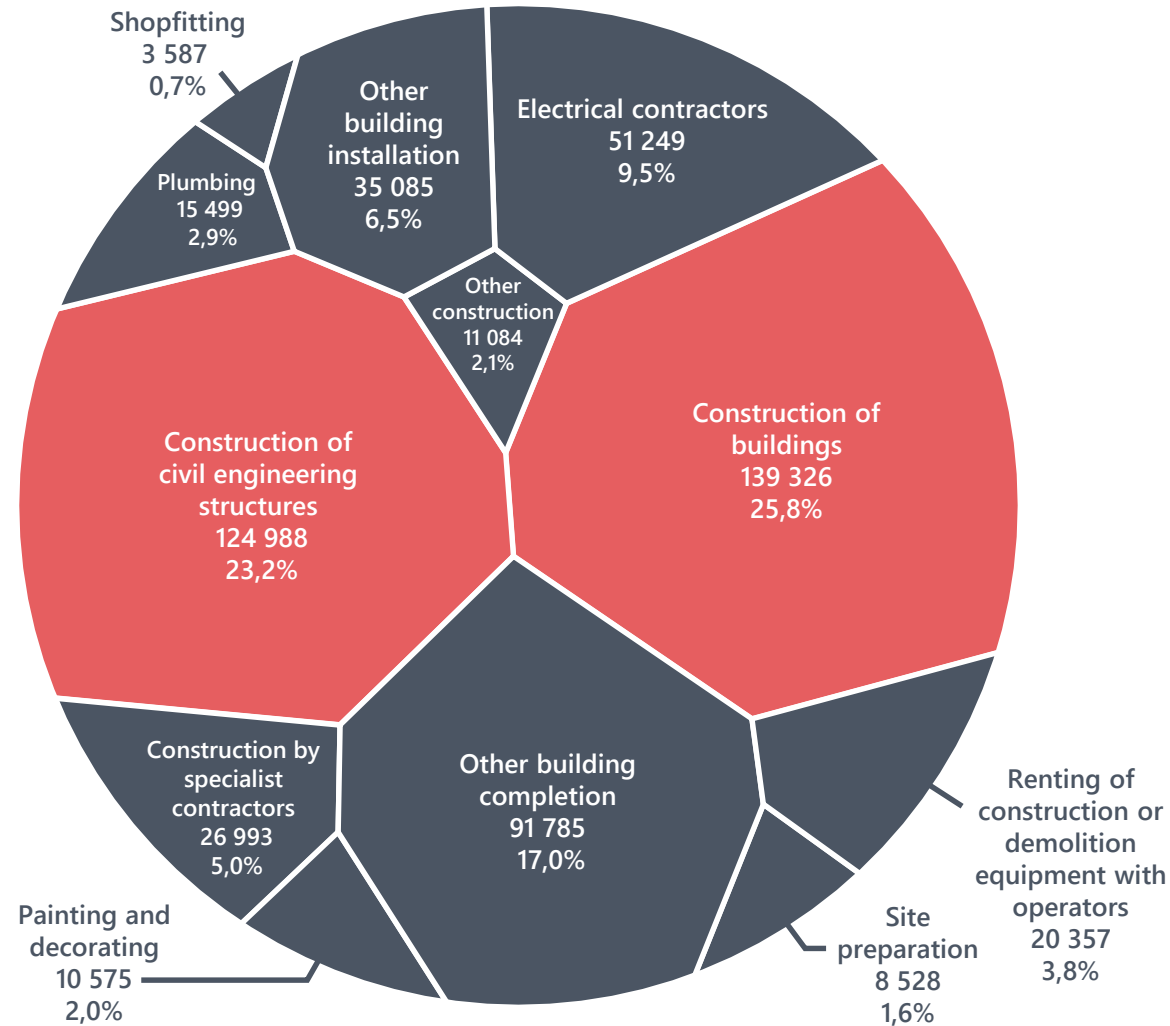


Values for 2004 to 2011 are sourced from previous reports. Values for 2014 to 2024 are sourced from Table D in the 2024 report



Construction of buildings and civil engineering structures employed almost **49,0%** of the workforce

Number of employed in the construction industry by activity, 2024. Total: 539 056 individuals




Source: Table D



Construction of buildings created **22 947** jobs between 2020 and 2024

Change in the number of employed by type of activity



In total, employment increased by 59 985 individuals Source: Calculated from Table D



stats sa

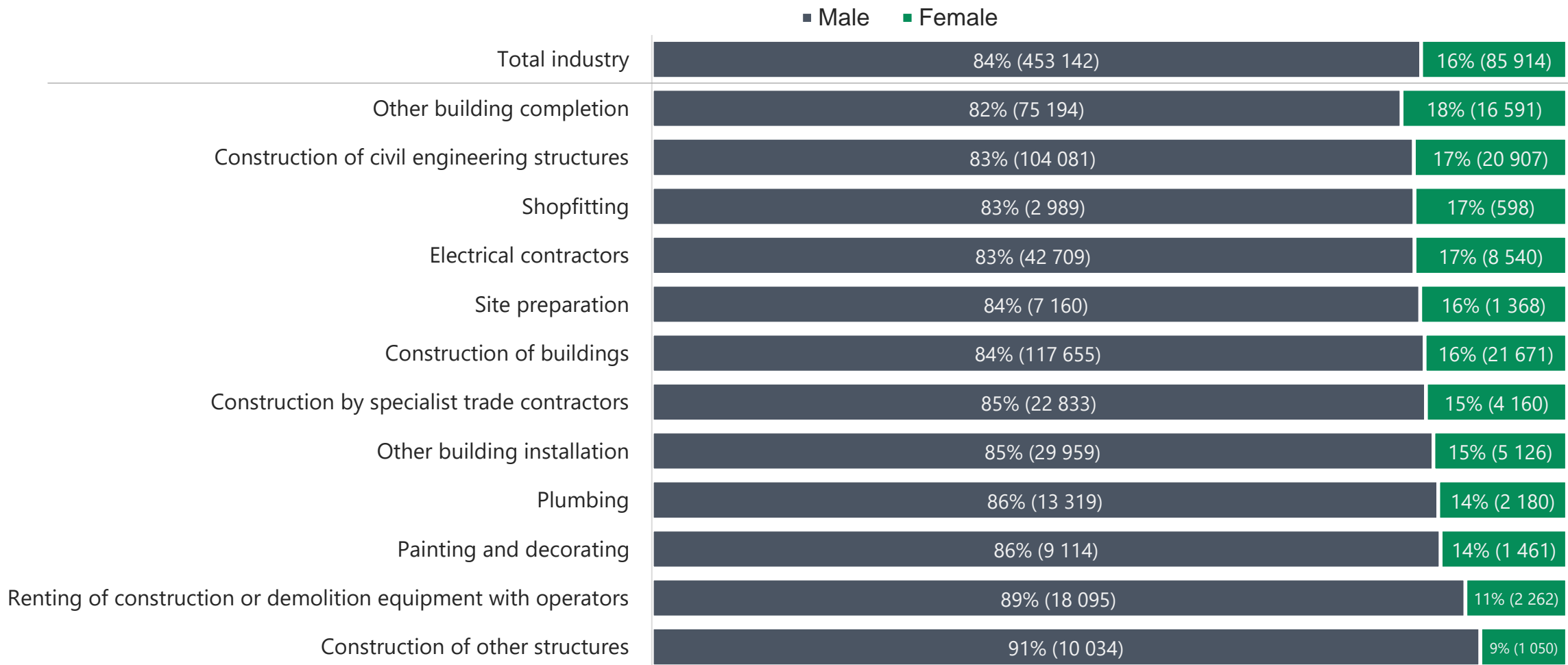
Department:
Statistics South Africa
REPUBLIC OF SOUTH AFRICA

IMPROVING LIVES THROUGH DATA ECOSYSTEMS



Women occupied **16%** of jobs in 2024

Number of persons employed in the construction industry by service and gender

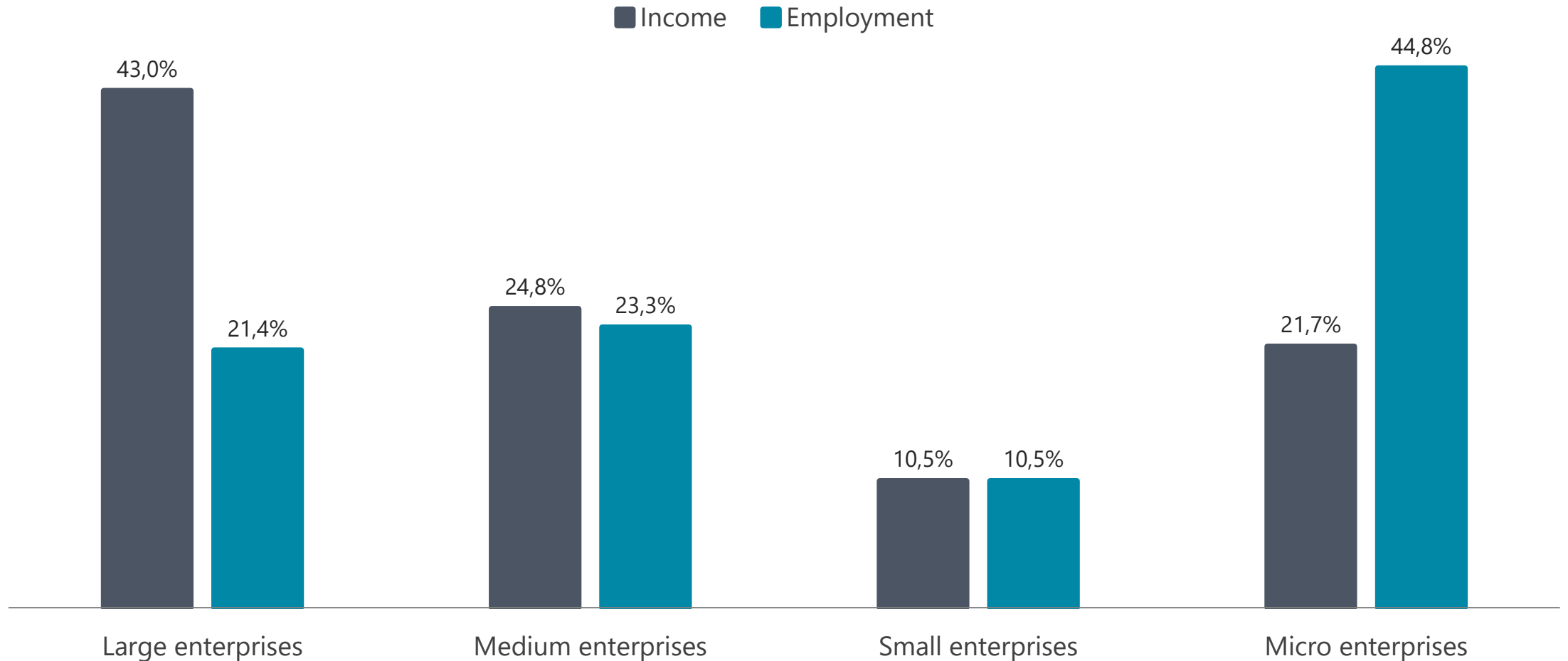


Source: Table 12 Percentages have been rounded and may not sum to 100%



Small, medium and micro enterprises accounted for **78,6%** of total employment

Contribution of income and employment by enterprise size in the construction industry, 2024



Source: Figure 2

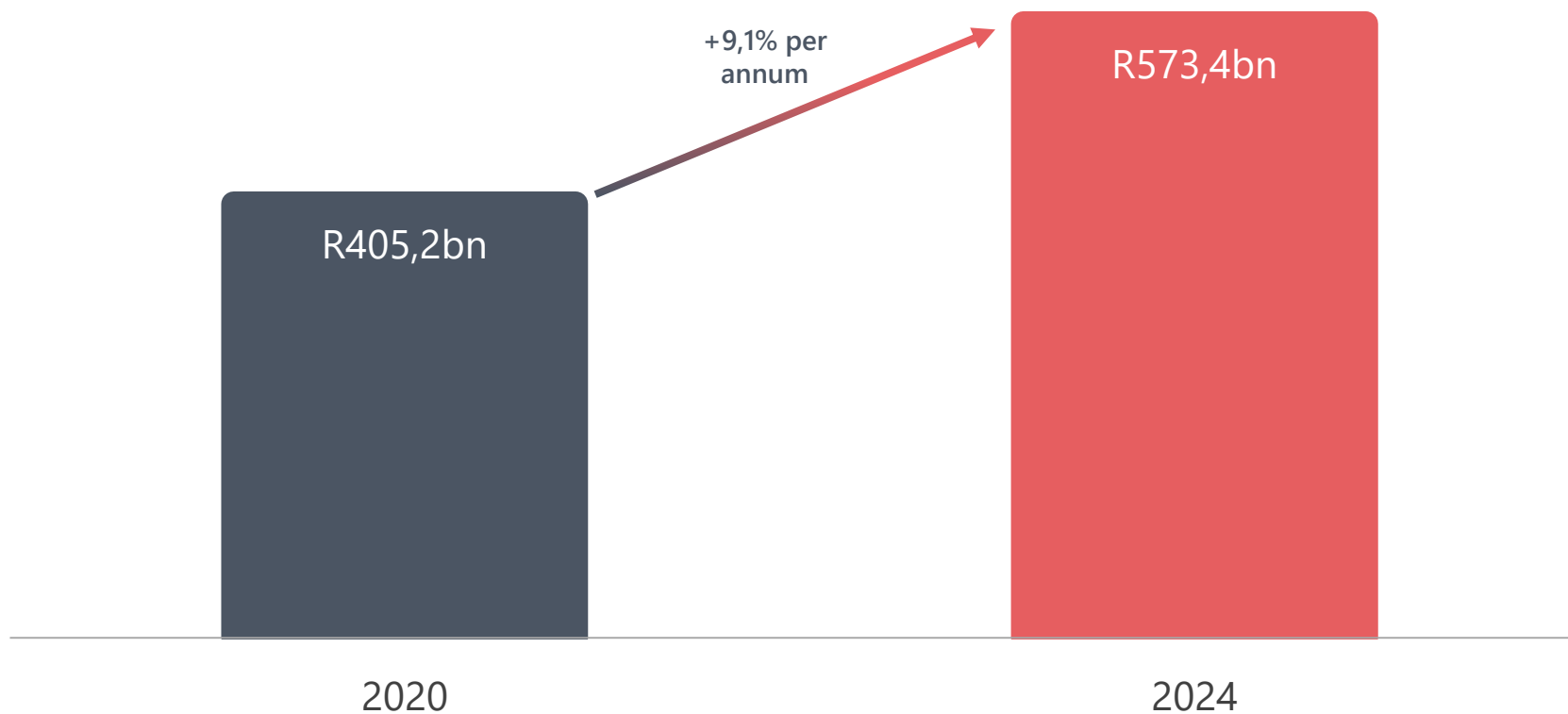


5. Services rendered & purchases



Income from services rendered increased by **R168,2 billion** in 2024 compared with 2020

Income from services rendered in the construction industry



Source: Table 16



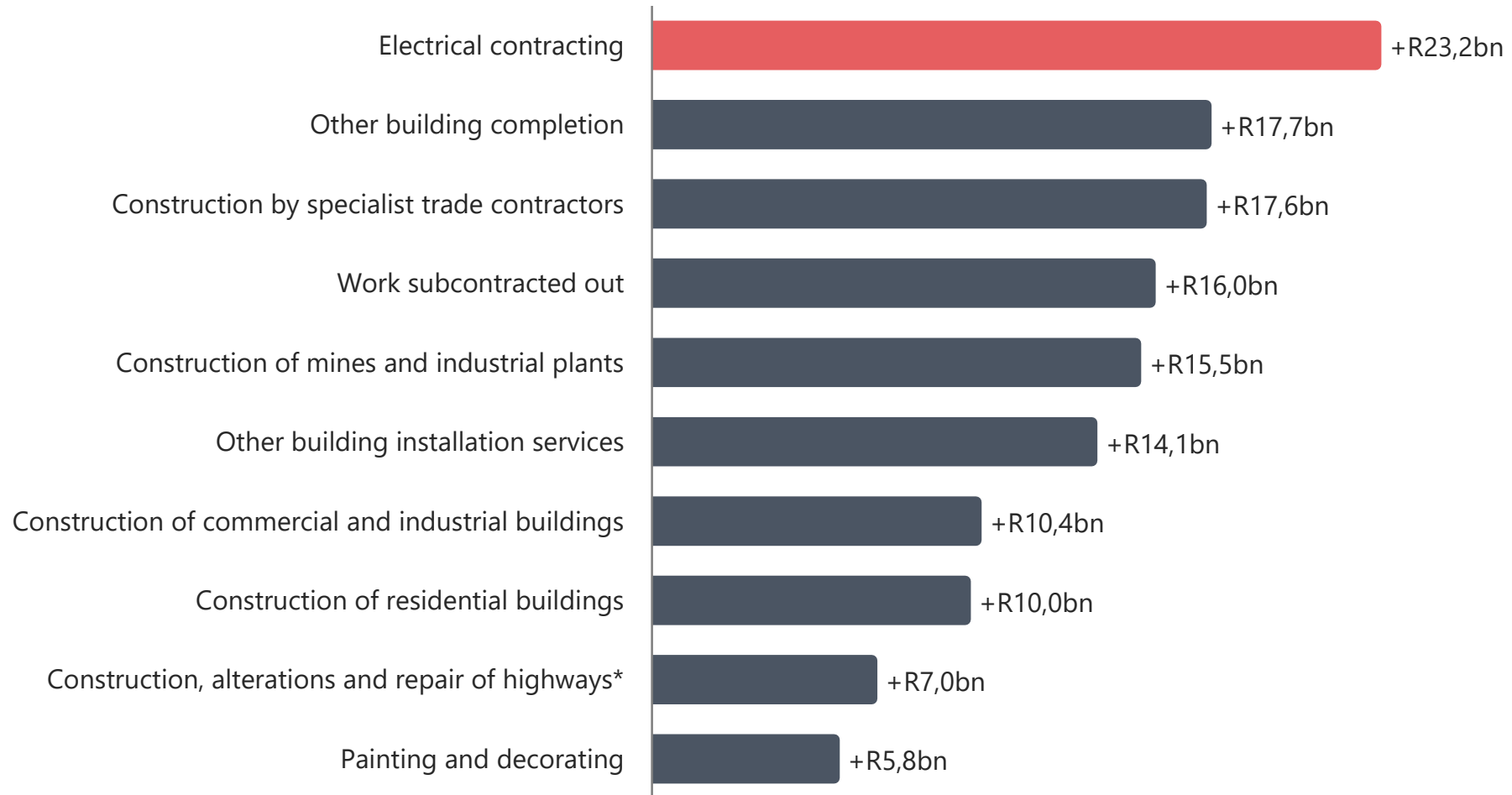
stats sa
Department:
Statistics South Africa
REPUBLIC OF SOUTH AFRICA

IMPROVING LIVES THROUGH DATA ECOSYSTEMS



Electrical contracting was the largest contributor to the rise in income from services rendered

Top 10 largest increases, 2024 compared with 2020. Total change: +R168,2 billion



*Excludes elevated highways Source: Table 16



stats sa

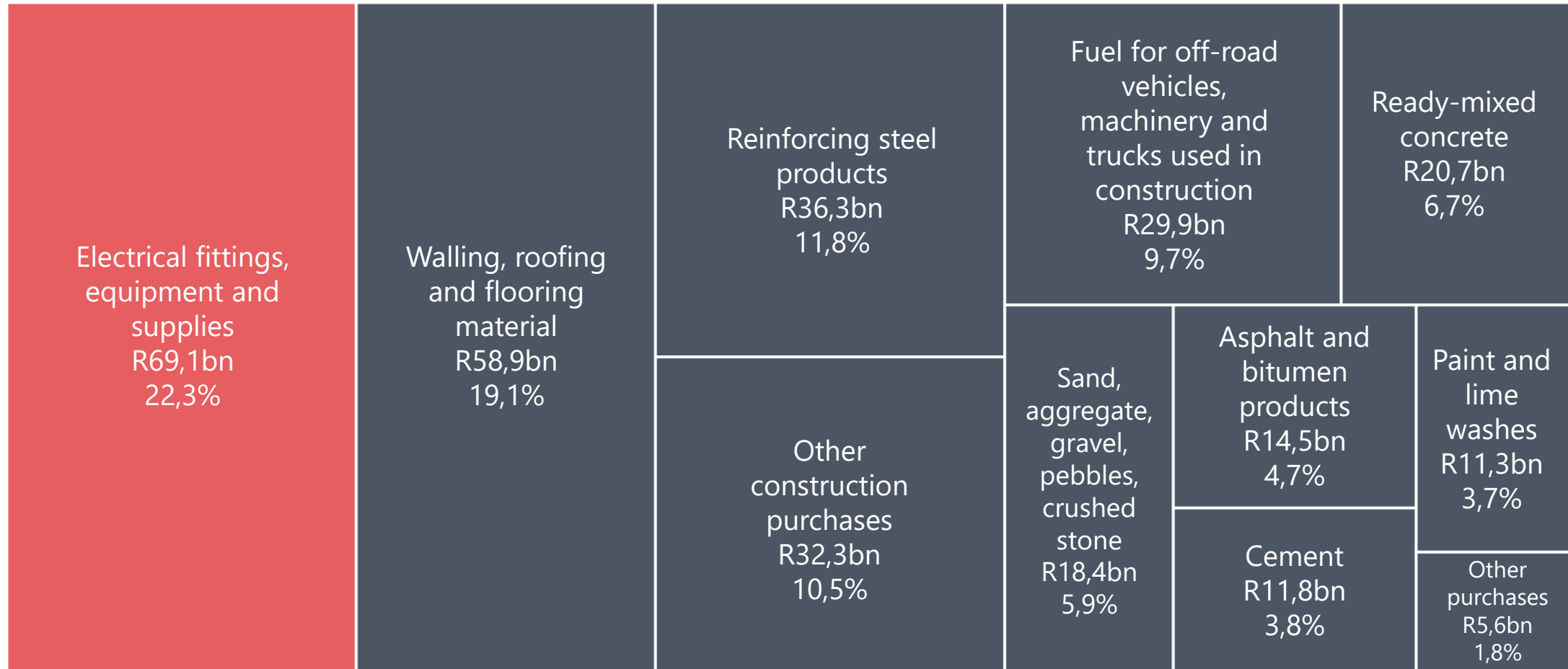
Department:
Statistics South Africa
REPUBLIC OF SOUTH AFRICA

IMPROVING LIVES THROUGH DATA ECOSYSTEMS



Electrical fittings, equipment and supplies accounted for **22,3%** of purchases in 2024

Type of purchases in the construction industry. Total: R308,6 billion



Source: Table 17 Figures have been rounded and may not sum to the total



6. Provincial estimates



stats sa

Department:
Statistics South Africa
REPUBLIC OF SOUTH AFRICA

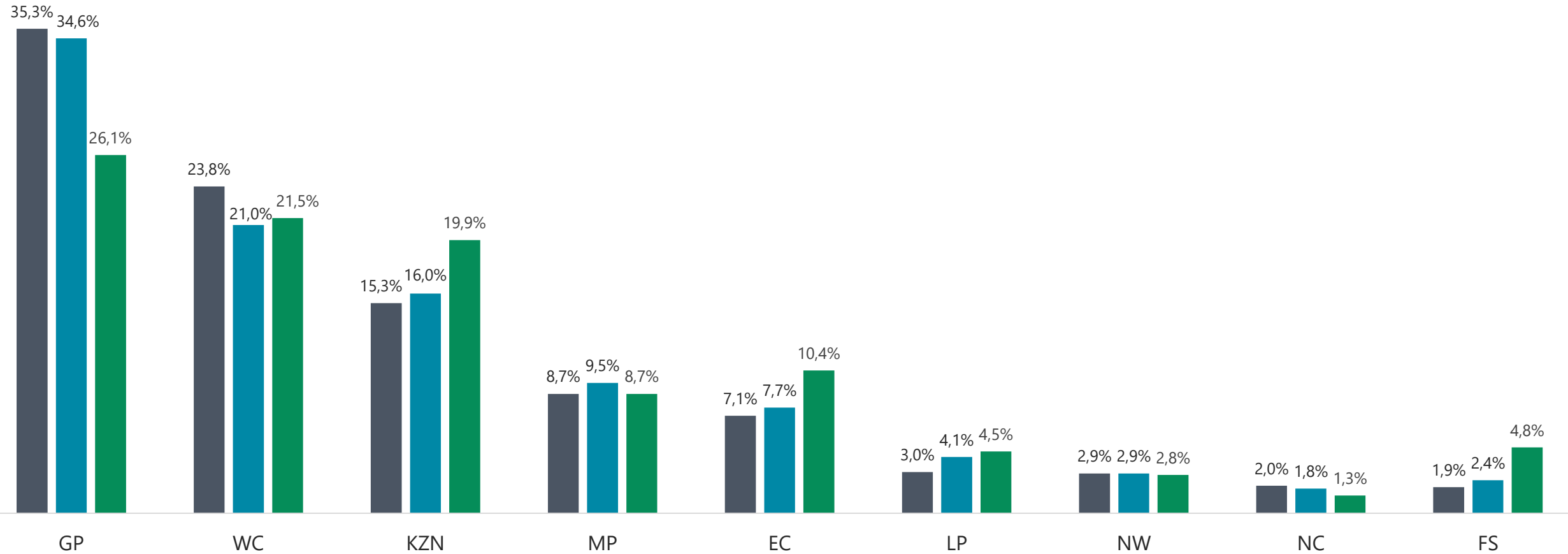
IMPROVING LIVES THROUGH DATA ECOSYSTEMS



Gauteng, Western Cape and KwaZulu-Natal accounted for 74,5% of income and 67,5% of employment

Percentage contribution to national totals

■ Income from services rendered ■ Salaries and wages ■ Employment



Source: Table G



stats sa
Department:
Statistics South Africa
REPUBLIC OF SOUTH AFRICA

IMPROVING LIVES THROUGH DATA ECOSYSTEMS



Overview



stats sa

Department:
Statistics South Africa
REPUBLIC OF SOUTH AFRICA

IMPROVING LIVES THROUGH DATA ECOSYSTEMS



Overview (2024)

- The construction industry accounted for 2,4% of economic activity in 2024
- The industry generated R605,6 billion in income
- The construction of 'civil engineering structures' and 'buildings' dominate both income and employment
- The concentration ratio has declined over time
- The number of employed in 2024 (539 056) increased by 59 985 individuals compared with 2020 (a rise of 3,0% per annum) **but** the total in 2024 is still lower than in 2017
- Women occupied 16% of jobs across the industry
- Small, medium and micro enterprises accounted for 78,6% of total employment and 57,0% of income
- Micro enterprises accounted for the largest share of employment (44,8%) and 21,7% of income
- Electrical contracting was the largest contributor to the rise in income from services rendered
- Electrical fittings, equipment and supplies accounted for the largest share of purchases (22,3%)
- Gauteng, Western Cape and KwaZulu-Natal accounted for 74,5% of income and 67,5% of employment

Find more in the report: *Construction industry, Report No. 50-02-01 (2024)*. Download it [here](#).



stats sa

Department:
Statistics South Africa
REPUBLIC OF SOUTH AFRICA

IMPROVING LIVES THROUGH DATA ECOSYSTEMS



Thank you!

Technical enquiries:

Itani Magwaba: itanim@statssa.gov.za
012 337 6254 / 082 905 5143

Tshepo Pekane: tshepop@statssa.gov.za
012 310 8191 / 083 675 8654



statssa.gov.za



x.com/StatsSA



facebook.com/StatsSA



stats sa

Department:
Statistics South Africa
REPUBLIC OF SOUTH AFRICA

IMPROVING LIVES THROUGH DATA ECOSYSTEMS

